



THE BILLOW

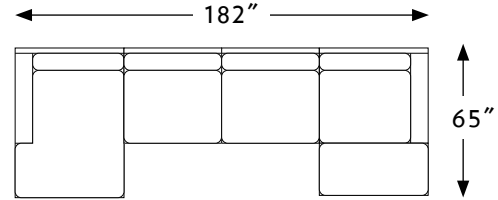
N·C MADE



FURNITURE · HAND-BUILT ·

| CONFIGURATIONS | | WIDTH | DEPTH | HEIGHT |
|----------------|-------------------------|--------|--------|--------|
| 90005 | BILLOW OTTOMAN | 48 in. | 23 in. | 20 in. |
| 90009 | BILLOW CORNER CHAIR | 42 in. | 42 in. | 35 in. |
| 90011 | BILLOW RIGHT ARM CHAIR | 48 in. | 42 in. | 35 in. |
| 90012 | BILLOW LEFT ARM CHAIR | 48 in. | 42 in. | 35 in. |
| 90013 | BILLOW ARMLESS CHAIR | 43 in. | 42 in. | 35 in. |
| 90061 | BILLOW RIGHT ARM CHAISE | 48 in. | 66 in. | 35 in. |
| 90062 | BILLOW LEFT ARM CHAISE | 48 in. | 66 in. | 35 in. |

THE BILLOW

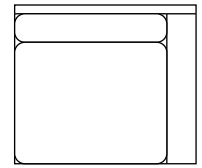
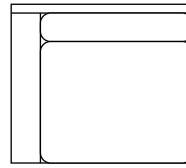
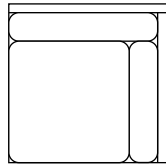



900 BILLOW

1:50 SCALE SHOWN

- 90062
- 90013
- 90011
- 90005

- SHOWN
- LEFT ARM CHAISE
 - ARMLESS CHAIR
 - RIGHT ARM CHAIR
 - OTTOMAN

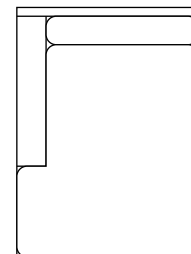
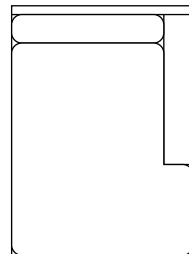
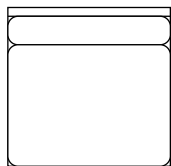


| | |
|-------|----------------|
| 90005 | OTTOMAN |
| TOTAL | W48" D23" H20" |
| SEAT | W48" D23" H20" |
| ARMS | --- |

| | |
|-------|----------------|
| 90009 | CORNER CHAIR |
| TOTAL | W42" D42" H35" |
| SEAT | W26" D25" H20" |
| ARMS | --- --- h29" |

| | |
|-------|-----------------|
| 90011 | RIGHT ARM CHAIR |
| TOTAL | W48" D42" H35" |
| SEAT | W38" D25" H20" |
| ARMS | --- --- h29" |

| | |
|-------|----------------|
| 90012 | LEFT ARM CHAIR |
| TOTAL | W48" D42" H35" |
| SEAT | W38" D25" H20" |
| ARMS | --- --- h29" |



| | |
|-------|----------------|
| 90013 | ARMLESS CHAIR |
| TOTAL | W43" D42" H35" |
| SEAT | W43" D25" H20" |
| ARMS | --- |

| | |
|-------|------------------|
| 90061 | RIGHT ARM CHAISE |
| TOTAL | W48" D66" H35" |
| SEAT | W38" D49" H20" |
| ARMS | --- --- h29" |

| | |
|-------|-----------------|
| 90062 | LEFT ARM CHAISE |
| TOTAL | W48" D66" H35" |
| SEAT | W38" D49" H20" |
| ARMS | --- --- h29" |