



# 1:1 LOOKBOOK ...



**N·C MADE**



### 1 CRAFTSMAN: 1 CUSTOMER

• • •

Our furniture is hand-built by one craftsman for one customer one piece at a time. Each person has a unique vision of what belongs in their home, and our goal is to fulfill that vision.



1:1

Create the perfect piece for your home.

All the possibilities are here for you to select what inspires you.

Then we bench build it in our factory in North Carolina. One at a time.

From our family to yours.



**1 CRAFTSMAN: 1 CUSTOMER**

# 9 ARM/LEG OPTIONS



## GRANDE FRONT RAIL + 2" LEGS



TUESDAY GRANDE TRACK ARMS



WEDNESDAY GRANDE WIDE TRACK ARMS

## THIN FRONT RAIL + 7" LEGS



FRIDAY FLAIR ARMS



TUESDAY TRACK ARMS



SATURDAY UP-SLOPE ARMS



MONDAY MODERN ARMS



SUNDAY DOWN-SLOPE ARMS



THURSDAY TAPER ARMS



WEDNESDAY WIDE TRACK ARMS

# LEG FINISHES

## THIN FRONT RAIL + 7" LEGS



WENGE WOOD LEG

WALNUT WOOD LEG

DRIFTWOOD LEG

BLACK METAL LEG

BRUSHED METAL LEG

## LARGE FRONT RAIL + 2" LEGS OR SWIVEL


\*METAL FINISH NOT OFFERED WITH 2" LEGS  
\* SWIVEL BASE NOT SHOWN




WENGE WOOD LEG

WALNUT WOOD LEG


DRIFTWOOD LEG




WENGE WOOD




WALNUT WOOD



DRIFTWOOD



BLACK METAL



BRUSHED METAL

# CUSHION DESIGNS

## SELECT BACK + SEAT CUSHION CONFIGURATION



2 BACK/1 BENCH CUSHION



3 BACK/1 BENCH CUSHION



2 BACK/2 SEAT CUSHIONS



3 BACK/2 SEAT CUSHIONS



2 BACK/3 SEAT CUSHIONS



3 BACK/3 SEAT CUSHIONS

# DETAILING

DOWN OR STANDARD CUSHIONS

WELT OR CLEAN TAILORING

CHOOSE FROM OVER 300 FABRICS

THE MONDAY MODERN ARM

WITH THIN FRONT RAIL • 7" LEGS

N·C MADE



56230 2/2 STANDARD SOFA



56230 2/2 STANDARD SOFA



56234 LEFT ARM SOFA  
56231 RIGHT ARM CORNER SOFA



56234 LEFT ARM SOFA  
56231 RIGHT ARM CORNER SOFA

FOR FULL LIST OF OPTIONS AND ORDERING INFORMATION, SEE PAGES 36-38



THIN FRONT RAIL • 7" LEGS

# THE TUESDAY TRACK ARM

WITH THIN FRONT RAIL • 7" LEGS



55530 2 1/2 STANDARD SOFA



55530 2 1/2 STANDARD SOFA

FOR FULL LIST OF OPTIONS AND ORDERING INFORMATION, SEE PAGES 36-38



55522 LEFT ARM LOVESEAT  
55531 RIGHT ARM CORNER SOFA



55522 LEFT ARM LOVESEAT  
55571 RIGHT ARM BUMPER SOFA



55522 LEFT ARM LOVESEAT  
55531 RIGHT ARM CORNER SOFA

THIN FRONT RAIL • 7" LEGS

N·C MADE

THE **TUESDAY TRACK ARM**  
 WITH THIN FRONT RAIL • 7" METAL LEGS

N·C·MADE



55530 2/2 STANDARD SOFA



55522 LEFT ARM LOVESEAT  
55531 RIGHT ARM CORNER SOFA



55522 LEFT ARM LOVESEAT  
55571 RIGHT ARM BUMPER SOFA



55530 2/2 STANDARD SOFA



55522 LEFT ARM LOVESEAT  
55531 RIGHT ARM CORNER SOFA

FOR FULL LIST OF OPTIONS AND ORDERING INFORMATION, SEE PAGES 36-38



THIN FRONT RAIL • 7" METAL LEGS

# THE TUESDAY GRANDE TRACK ARM

WITH LARGE FRONT RAIL • 2" LEGS

N·C·MADE



50530 2/2 STANDARD SOFA



50522 LEFT ARM LOVESEAT  
50531 RIGHT ARM CORNER SOFA



50522 LEFT ARM LOVESEAT  
50571 RIGHT ARM BUMPER SOFA



50530 2/2 STANDARD SOFA



50522 LEFT ARM LOVESEAT  
50531 RIGHT ARM CORNER SOFA

FOR FULL LIST OF OPTIONS AND ORDERING INFORMATION, SEE PAGES 36-38

\* ALSO AVAILABLE WITH SWIVEL BASE (NOT SHOWN)  
SEE PAGE 52 FOR DETAILS

LARGE FRONT RAIL • 2" LEGS





# THE WEDNESDAY WIDE TRACK ARM

WITH THIN FRONT RAIL • 7" LEGS

N·C MADE



58530 2 1/2 STANDARD SOFA



58522 LEFT ARM LOVESEAT  
58531 RIGHT ARM CORNER SOFA



58522 LEFT ARM LOVESEAT  
58571 RIGHT ARM BUMPER SOFA



58530 2 1/2 STANDARD SOFA



58522 LEFT ARM LOVESEAT  
58531 RIGHT ARM CORNER SOFA

FOR FULL LIST OF OPTIONS AND ORDERING INFORMATION, SEE PAGES 36-38



THIN FRONT RAIL • 7" LEGS

THE **WEDNESDAY WIDE TRACK ARM**  
 WITH THIN FRONT RAIL • 7" METAL LEGS



58530 2 1/2 STANDARD SOFA



58530 2 1/2 STANDARD SOFA

FOR FULL LIST OF OPTIONS AND ORDERING INFORMATION, SEE PAGES 36-38



58522 LEFT ARM LOVESEAT  
 58531 RIGHT ARM CORNER SOFA



58522 LEFT ARM LOVESEAT  
 58571 RIGHT ARM BUMPER SOFA



58522 LEFT ARM LOVESEAT  
 58531 RIGHT ARM CORNER SOFA

N • C • M A D E

THIN FRONT RAIL • 7" METAL LEGS

# THE WEDNESDAY GRANDE WIDE TRACK ARM

WITH LARGE FRONT RAIL • 2" LEGS



53530 2/2 STANDARD SOFA



53522 LEFT ARM LOVESEAT  
53531 RIGHT ARM CORNER SOFA



53522 LEFT ARM LOVESEAT  
53571 RIGHT ARM BUMPER SOFA



53530 2/2 STANDARD SOFA



53522 LEFT ARM LOVESEAT  
53531 RIGHT ARM CORNER SOFA

FOR FULL LIST OF OPTIONS AND ORDERING INFORMATION, SEE PAGES 36-38

\* ALSO AVAILABLE WITH SWIVEL BASE (NOT SHOWN)  
SEE PAGE 52 FOR DETAILS

LARGE FRONT RAIL • 2" LEGS

HAND-BUILT  
FURNITURE

N.C. MADE

# THE THURSDAY TAPER ARM

WITH THIN FRONT RAIL • 7" LEGS

N·C MADE



56530 2/2 STANDARD SOFA



56522 LEFT ARM LOVESEAT  
56531 RIGHT ARM CORNER SOFA



56522 LEFT ARM LOVESEAT  
56571 RIGHT ARM BUMPER SOFA



56530 2/2 STANDARD SOFA



56522 LEFT ARM LOVESEAT  
56531 RIGHT ARM CORNER SOFA



FOR FULL LIST OF OPTIONS AND ORDERING INFORMATION, SEE PAGES 36-38

THIN FRONT RAIL • 7" LEGS

# THE THURSDAY TAPER ARM

WITH THIN FRONT RAIL • 7" METAL LEGS



56530 2/2 STANDARD SOFA



56530 2/2 STANDARD SOFA

FOR FULL LIST OF OPTIONS AND ORDERING INFORMATION, SEE PAGES 36-38

HAND-BUILT  
FURNITURE

N·C·MADE



56522 LEFT ARM LOVESEAT  
56531 RIGHT ARM CORNER SOFA



56522 LEFT ARM LOVESEAT  
56571 RIGHT ARM BUMPER SOFA



56522 LEFT ARM LOVESEAT  
56531 RIGHT ARM CORNER SOFA

THIN FRONT RAIL • 7" METAL LEGS

THE **FRIDAY FLAIR ARM**  
 WITH THIN FRONT RAIL • 7" LEGS

N·C MADE



57030 2/2 STANDARD SOFA



57022 LEFT ARM LOVESEAT  
57031 RIGHT ARM CORNER SOFA



57022 LEFT ARM LOVESEAT  
57071 RIGHT ARM BUMPER SOFA



57030 2/2 STANDARD SOFA



57022 LEFT ARM LOVESEAT  
57031 RIGHT ARM CORNER SOFA

HAND-BUILT  
FURNITURE

FOR FULL LIST OF OPTIONS AND ORDERING INFORMATION, SEE PAGES 36-38

THIN FRONT RAIL • 7" LEGS

THE **FRIDAY FLAIR ARM**  
 WITH THIN FRONT RAIL • 7" METAL LEGS

N·C·MADE



57030 2/2 STANDARD SOFA



57022 LEFT ARM LOVESEAT  
57031 RIGHT ARM CORNER SOFA



57022 LEFT ARM LOVESEAT  
57071 RIGHT ARM BUMPER SOFA



57030 2/2 STANDARD SOFA



57022 LEFT ARM LOVESEAT  
57031 RIGHT ARM CORNER SOFA

FOR FULL LIST OF OPTIONS AND ORDERING INFORMATION, SEE PAGES 36-38



THIN FRONT RAIL • 7" METAL LEGS

THE SATURDAY UP-SLOPE ARM  
 WITH THIN FRONT RAIL • 7" LEGS

N·C MADE



57530 2/2 STANDARD SOFA



57522 LEFT ARM LOVESEAT  
57531 RIGHT ARM CORNER SOFA



57522 LEFT ARM LOVESEAT  
57571 RIGHT ARM BUMPER SOFA



57530 2/2 STANDARD SOFA



57522 LEFT ARM LOVESEAT  
57531 RIGHT ARM CORNER SOFA

HAND-BUILT  
FURNITURE

FOR FULL LIST OF OPTIONS AND ORDERING INFORMATION, SEE PAGES 36-38

THIN FRONT RAIL • 7" LEGS



# THE SATURDAY UP-SLOPE ARM

WITH THIN FRONT RAIL • 7" METAL LEGS

N·C·MADE



57522 LEFT ARM LOVESEAT  
57531 RIGHT ARM CORNER SOFA



57530 2/2 STANDARD SOFA



57522 LEFT ARM LOVESEAT  
57571 RIGHT ARM BUMPER SOFA



57530 2/2 STANDARD SOFA



57522 LEFT ARM LOVESEAT  
57531 RIGHT ARM CORNER SOFA



FOR FULL LIST OF OPTIONS AND ORDERING INFORMATION, SEE PAGES 36-38

THIN FRONT RAIL • 7" METAL LEGS

THE **SUNDAY DOWN-SLOPE ARM**  
 WITH THIN FRONT RAIL • 7" LEGS

N·C MADE



58030 2/2 STANDARD SOFA



58022 LEFT ARM LOVESEAT  
58031 RIGHT ARM CORNER SOFA



58022 LEFT ARM LOVESEAT  
58071 RIGHT ARM BUMPER SOFA



58030 2/2 STANDARD SOFA



58022 LEFT ARM LOVESEAT  
58031 RIGHT ARM CORNER SOFA

FOR FULL LIST OF OPTIONS AND ORDERING INFORMATION, SEE PAGES 36-38

HAND-BUILT  
FURNITURE

THIN FRONT RAIL • 7" LEGS

THE **SUNDAY DOWN-SLOPE ARM**  
 WITH THIN FRONT RAIL • 7" METAL LEGS

N·C MADE



58030 2/2 STANDARD SOFA



58022 LEFT ARM LOVESEAT  
58031 RIGHT ARM CORNER SOFA



58022 LEFT ARM LOVESEAT  
58071 RIGHT ARM BUMPER SOFA



58030 2/2 STANDARD SOFA



58022 LEFT ARM LOVESEAT  
58031 RIGHT ARM CORNER SOFA




FOR FULL LIST OF OPTIONS AND ORDERING INFORMATION, SEE PAGES 36-38

HAND-BUILT  
FURNITURE




THIN FRONT RAIL • 7" METAL LEGS



# 1:1 SOFA & SECTIONAL DESIGN WORKSHEET

## ARM CHOICES FOR 7" LEG



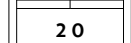
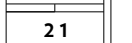

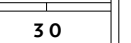
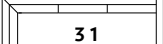
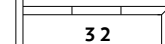
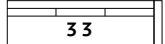
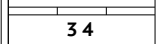
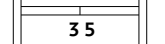
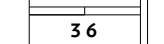
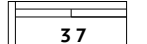
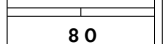
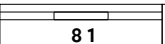
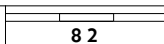








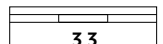

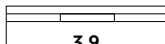

-  562 MONDAY **NEW** MODERN ARMS
-  565 THURSDAY TAPER ARMS
-  575 SATURDAY UP-SLOPE ARMS

### THIN FRONT RAIL + 7" TALL LEGS

-  555 TUESDAY TRACK ARMS
-  570 FRIDAY FLAIR ARMS
-  580 SUNDAY DOWN-SLOPE ARMS

-  585 WEDNESDAY WIDE TRACK
-  550 ARMLESS PIECES CORNER CHAIR & BUMPERS

## SOFAS & SECTIONAL OPTIONS





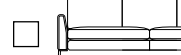

- |  |  |   |   |   |   |
|--|--|---|---|---|---|
| <input type="checkbox"/>  11 RIGHT ARM CHAIR W34" D37" H32" | <input type="checkbox"/>  12 LEFT ARM CHAIR W34" D37" H32"    | <input type="checkbox"/>  20 LOVESEAT W67" D37" H32"         | <input type="checkbox"/>  21 R ARM LOVESEAT W60" D37" H32"   | <input type="checkbox"/>  22 L ARM LOVESEAT W60" D37" H32" | <input type="checkbox"/>  30 STANDARD SOFA W94" D37" H32"  |
| <input type="checkbox"/>  31 R CORNER SOFA W96" D37" H32"   | <input type="checkbox"/>  32 L CORNER SOFA W96" D37" H32"     | <input type="checkbox"/>  33 R ARM SOFA W86" D37" H32"       | <input type="checkbox"/>  34 L ARM SOFA W86" D37" H32"       | <input type="checkbox"/>  35 APARTMENT SOFA W84" D37" H32" | <input type="checkbox"/>  36 R ARM APT SOFA W76" D37" H32" |
| <input type="checkbox"/>  37 L ARM APT SOFA W76" D37" H32"  | <input type="checkbox"/>  80 LONG SOFA W104" D37" H32"        | <input type="checkbox"/>  81 R ARM LARGE SOFA W96" D37" H32" | <input type="checkbox"/>  82 L ARM LARGE SOFA W96" D37" H32" | <input type="checkbox"/>  60 CHAISE W46" D63" H32"         | <input type="checkbox"/>  61 R. ARM CHAISE W38" D63" H32"  |
| <input type="checkbox"/>  62 L. ARM CHAISE W38" D63" H32"   | <input type="checkbox"/>  09 CORNER CHAIR W37" D37" H32"      | <input type="checkbox"/>  13 ARMLESS CHAIR W26" D37" H32"    | <input type="checkbox"/>  23 ARMLESS LOVESEAT W52" D37" H32" | <input type="checkbox"/>  71 R. ARM BUMPER W36" D85" H32"  | <input type="checkbox"/>  72 L. ARM BUMPER W36" D85" H32"  |
| <input type="checkbox"/>  33 ARMLESS SOFA W78" D37" H32"   | <input type="checkbox"/>  35 ARMLESS APT SOFA W68" D37" H32" | <input type="checkbox"/>  39 LG ARMLESS SOFA W88" D37" H32" | <input type="checkbox"/>  63 ARMLESS CHAISE W30" D63" H32"  |   |   |

ADD 8" TO WIDTH FOR 2 ARM WIDE TRACK PIECE, OR 4" TO WIDTH FOR 1 ARM WIDE TRACK PEICE

## CUSHION DESIGN

### SELECT BACK + SEAT CONFIGURATION

\*WHEN SELECTING MULTIPLE SECTIONAL PIECES, MAKE SURE TO CHOOSE CUSHION CONFIGURATION FOR EACH PIECE

- |   |   |   |
|---|---|---|
| <input type="checkbox"/>  21 2 BACK, 1 BENCH CUSHION | <input type="checkbox"/>  22 2 BACK, 2 SEAT CUSHIONS | <input type="checkbox"/>  23 2 BACK, 3 SEAT CUSHIONS |
| <input type="checkbox"/>  31 3 BACK, 1 BENCH CUSHION | <input type="checkbox"/>  32 3 BACK, 2 SEAT CUSHIONS | <input type="checkbox"/>  33 3 BACK, 3 SEAT CUSHIONS |

\*NO CUSHION CHOICES FOR CHAIRS, BUMPERS AND CHAISES AS THEY ALL COME STANDARD WITH ONE SEAT CUSHION ONLY

\*CORNER SOFAS ONLY AVAILABLE AS 33 OR 31 DUE TO DIMENSION RESTRAINTS

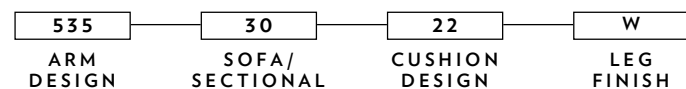
\*LOVESEATS ONLY AVAILABLE AS 21 OR 22 DUE TO DIMENSION RESTRAINTS

## LEG FINISH

- W** WENGE WOOD LEG
- T** WALNUT WOOD LEG
- D** DRIFTWOOD LEG
- M** BRUSHED METAL LEG
- B** BLACK METAL LEG

## DETAILING





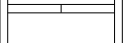

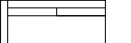
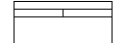






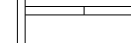




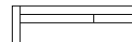








- DWN** DOWN CUSHIONS LEAVE BLANK FOR STANDARD CUSHIONS
- WE** WELT TAILORING LEAVE BLANK FOR CLEAN TAILORING
- INPUT THE NUMBER OF YOUR FABRIC



# 1:1 SOFA & SECTIONAL DESIGN WORKSHEET

## SOFAS & SECTIONALS FOR TUESDAY GRANDE TRACK ARM - 2" LEG







### 505 TUESDAY GRANDE TRACK ARMS

- |   |  |  |  |  |  |
|---|--|--|--|--|--|
| <input type="checkbox"/>  50509 CORNER CHAIR W37" D37" H32"    | <input type="checkbox"/>  50511 RIGHT ARM CHAIR W30" D37" H32"  | <input type="checkbox"/>  50512 LEFT ARM CHAIR W30" D37" H32"   | <input type="checkbox"/>  50513 ARMLESS CHAIR W26" D37" H32"    | <input type="checkbox"/>  50520 LOVESEAT W59" D37" H32"       | <input type="checkbox"/>  50521 R ARM LOVESEAT W56" D37" H32" |
| <input type="checkbox"/>  50522 L ARM LOVESEAT W56" D37" H32"  | <input type="checkbox"/>  50523 ARMLESS LOVESEAT W52" D37" H32" | <input type="checkbox"/>  50530 STANDARD SOFA W86" D37" H32"    | <input type="checkbox"/>  50531 R CORNER SOFA W92" D37" H32"    | <input type="checkbox"/>  50532 L CORNER SOFA W92" D37" H32"  | <input type="checkbox"/>  50538 ARMLESS SOFA W78" D37" H32"   |
| <input type="checkbox"/>  50533 R ARM SOFA W82" D37" H32"      | <input type="checkbox"/>  50534 L ARM SOFA W82" D37" H32"       | <input type="checkbox"/>  50535 APARTMENT SOFA W76" D37" H32"   | <input type="checkbox"/>  50539 ARMLESS APT SOFA W68" D37" H32" | <input type="checkbox"/>  50536 R ARM APT SOFA W72" D37" H32" | <input type="checkbox"/>  50537 L ARM APT SOFA W72" D37" H32" |
| <input type="checkbox"/>  50583 LG ARMLESS SOFA W88" D37" H32" | <input type="checkbox"/>  50580 LONG SOFA W96" D37" H32"        | <input type="checkbox"/>  50581 R ARM LARGE SOFA W92" D37" H32" | <input type="checkbox"/>  50582 L ARM LARGE SOFA W92" D37" H32" | <input type="checkbox"/>  50571 R. ARM BUMPER W36" D85" H32"  | <input type="checkbox"/>  50572 L. ARM BUMPER W36" D85" H32"  |
| <input type="checkbox"/>  50560 CHAISE W38" D63" H32"          | <input type="checkbox"/>  50561 R. ARM CHAISE W34" D63" H32"    | <input type="checkbox"/>  50562 L. ARM CHAISE W34" D63" H32"    | <input type="checkbox"/>  50563 ARMLESS CHAISE W30" D63" H32"   |  |  |

## CUSHION DESIGN

### SELECT BACK + SEAT CONFIGURATION

\*WHEN SELECTING MULTIPLE SECTIONAL PIECES, MAKE SURE TO CHOOSE CUSHION CONFIGURATION FOR EACH PIECE

- |   |   |   |
|---|---|---|
| <input type="checkbox"/>  21 2 BACK, 1 BENCH CUSHION | <input type="checkbox"/>  22 2 BACK, 2 SEAT CUSHIONS | <input type="checkbox"/>  23 2 BACK, 3 SEAT CUSHIONS |
| <input type="checkbox"/>  31 3 BACK, 1 BENCH CUSHION | <input type="checkbox"/>  32 3 BACK, 2 SEAT CUSHIONS | <input type="checkbox"/>  33 3 BACK, 3 SEAT CUSHIONS |

\*NO CUSHION CHOICES FOR CHAIRS, BUMPERS AND CHAISES AS THEY ALL COME STANDARD WITH ONE SEAT CUSHION ONLY

\*CORNER SOFAS ONLY AVAILABLE AS 33 OR 31 DUE TO DIMENSION RESTRAINTS

\*LOVESEATS ONLY AVAILABLE AS 21 OR 22 DUE TO DIMENSION RESTRAINTS

## LEG FINISH

- W** WENGE WOOD LEG
- T** WALNUT WOOD LEG
- D** DRIFTWOOD LEG

## DETAILING

- DWN** DOWN CUSHIONS LEAVE BLANK FOR STANDARD CUSHIONS
- WE** WELT TAILORING LEAVE BLANK FOR CLEAN TAILORING
- INPUT THE NUMBER OF YOUR FABRIC



# 1:1 SOFA & SECTIONAL DESIGN WORKSHEET

SOFAS & SECTIONALS FOR WEDNESDAY GRANDE WIDE TRACK ARM - 2" LEG



535 WEDNESDAY GRANDE WIDE TRACK ARMS

<input type="checkbox"/> 53509 CORNER CHAIR W37" D37" H32"	<input type="checkbox"/> 53511 RIGHT ARM CHAIR W34" D37" H32"	<input type="checkbox"/> 53512 LEFT ARM CHAIR W34" D37" H32"	<input type="checkbox"/> 53513 ARMLESS CHAIR W26" D37" H32"	<input type="checkbox"/> 53520 LOVESEAT W67" D37" H32"	<input type="checkbox"/> 53521 R ARM LOVESEAT W60" D37" H32"
<input type="checkbox"/> 53522 L ARM LOVESEAT W60" D37" H32"	<input type="checkbox"/> 53523 ARMLESS LOVESEAT W52" D37" H32"	<input type="checkbox"/> 53530 STANDARD SOFA W94" D37" H32"	<input type="checkbox"/> 53531 R CORNER SOFA W96" D37" H32"	<input type="checkbox"/> 53532 L CORNER SOFA W96" D37" H32"	<input type="checkbox"/> 53538 ARMLESS SOFA W78" D37" H32"
<input type="checkbox"/> 53533 R ARM SOFA W86" D37" H32"	<input type="checkbox"/> 53534 L ARM SOFA W86" D37" H32"	<input type="checkbox"/> 53535 APARTMENT SOFA W84" D37" H32"	<input type="checkbox"/> 53539 ARMLESS APT SOFA W68" D37" H32"	<input type="checkbox"/> 53536 R ARM APT SOFA W76" D37" H32"	<input type="checkbox"/> 53537 L ARM APT SOFA W76" D37" H32"
<input type="checkbox"/> 53583 LG ARMLESS SOFA W88" D37" H32"	<input type="checkbox"/> 53580 LONG SOFA W104" D37" H32"	<input type="checkbox"/> 53581 R ARM LARGE SOFA W96" D37" H32"	<input type="checkbox"/> 53582 L ARM LARGE SOFA W96" D37" H32"	<input type="checkbox"/> 53571 R. ARM BUMPER W36" D85" H32"	<input type="checkbox"/> 53572 L. ARM BUMPER W36" D85" H32"
<input type="checkbox"/> 53560 CHAISE W46" D63" H32"	<input type="checkbox"/> 53561 R. ARM CHAISE W38" D63" H32"	<input type="checkbox"/> 53562 L. ARM CHAISE W38" D63" H32"	<input type="checkbox"/> 53563 ARMLESS CHAISE W30" D63" H32"		

## CUSHION DESIGN

### SELECT BACK + SEAT CONFIGURATION

\*WHEN SELECTING MULTIPLE SECTIONAL PIECES, MAKE SURE TO CHOOSE CUSHION CONFIGURATION FOR EACH PIECE

<input type="checkbox"/> 21 2 BACK, 1 BENCH CUSHION	<input type="checkbox"/> 22 2 BACK, 2 SEAT CUSHIONS	<input type="checkbox"/> 23 2 BACK, 3 SEAT CUSHIONS
<input type="checkbox"/> 31 3 BACK, 1 BENCH CUSHION	<input type="checkbox"/> 32 3 BACK, 2 SEAT CUSHIONS	<input type="checkbox"/> 33 3 BACK, 3 SEAT CUSHIONS

\*NO CUSHION CHOICES FOR CHAIRS, BUMBERS AND CHAISES AS THEY ALL COME STANDARD WITH ONE SEAT CUSHION ONLY

\*CORNER SOFAS ONLY AVAILABLE AS 33 OR 31 DUE TO DIMENSION RESTRAINTS

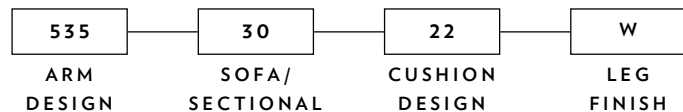
\*LOVESEATS ONLY AVAILABLE AS 21 OR 22 DUE TO DIMENSION RESTRAINTS

## LEG FINISH

<input type="checkbox"/> <b>W</b> WENGE WOOD LEG	<input type="checkbox"/> <b>T</b> WALNUT WOOD LEG	<input type="checkbox"/> <b>D</b> DRIFTWOOD LEG
--	---	---

## DETAILING

<input type="checkbox"/> <b>DWN</b> DOWN CUSHIONS LEAVE BLANK FOR STANDARD CUSHIONS	<input type="checkbox"/> <b>WE</b> WELT TAILORING LEAVE BLANK FOR CLEAN TAILORING	<input type="text" value=""/> INPUT THE NUMBER OF YOUR FABRIC
---	---	---





WE ARE

more than  
furniture.

...